

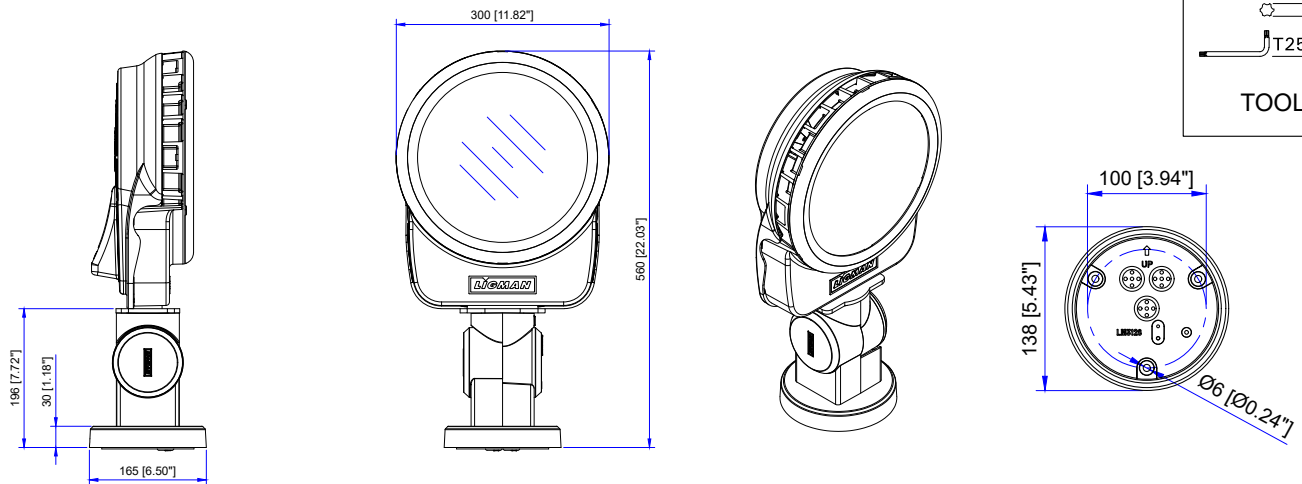
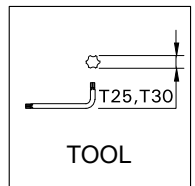
INSTALLATION AND SERVICE MANUAL

LIGMAN
NORTH AMERICA

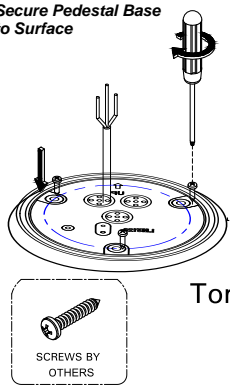
For Installation of Pedestal Mounting Base For use with Yoke Mount Quantum Knuckle Mount

Product drawing (dimensions)

CE IP65 IK08 CLASS I

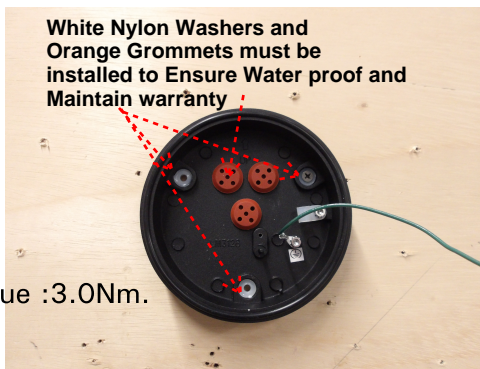


Secure Pedestal Base to Surface

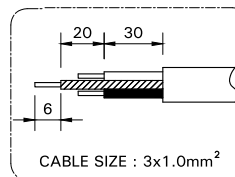


White Nylon Washers and Orange Grommets must be installed to Ensure Water proof and Maintain warranty

Torque :3.0Nm.



1



Make Power Connection from incoming AC

2




Secure Fixture to Mounting Plate



Install Threaded Securing Screw - Ensure Tightness for Proper installation



Tighten Locking Nut



Notice to Installer

Wiring Instruction ⚠ Warning:

- Risk of Fire and Electrical Shock, This fixture must be installed only by a qualified electrician, Installation must adhere to the National Electrical Code (NEC) and all applicable local and federal regulations.
- Always disconnect power before servicing the fixture.

Ligman Lighting USA

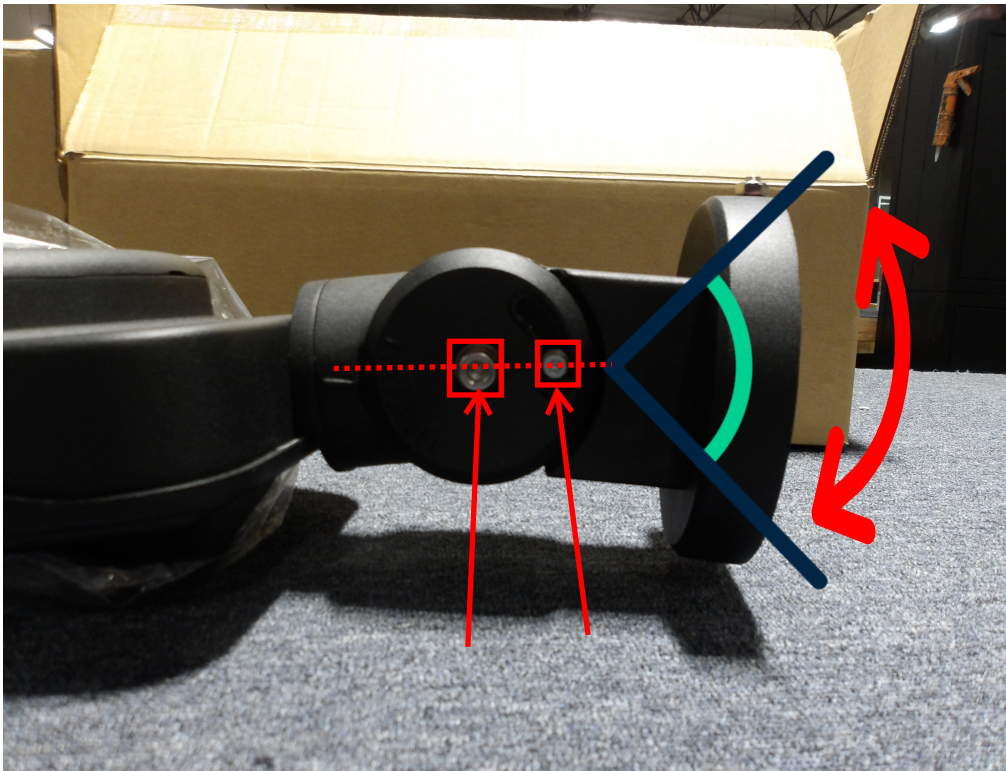
7144 NE Progress Court, Hillsboro
Oregon, 97124, USA
Tel : 503 645 0500 | Fax : 503 645 8100

www.ligmanlightingusa.com

FM-TS-13-1/13-05-2563/Rev.6

Base

How to adjust Fixture Position



Notice to Installer

Wiring Instruction ⚠ **Warning:**

- Risk of Fire and Electrical Shock, This fixture must be installed only by a qualified electrician, Installation must adhere to the National Electrical Code (NEC) and all applicable local and federal regulations.
- Always disconnect power before servicing the fixture.